

REPORT DISCLAIMER

The Granicus Legistar Insite web page is a public resource of general information. The City of Goodyear makes no warranty, representation or guaranty as to the content, sequence, accuracy, timeliness or completeness of any of the database information provided therein. The reader should not rely on the data provided therein for any reason. The City of Goodyear explicitly disclaims any representations and warranties, including, without limitation, the implied warranties of merchantability and fitness for a particular purpose. The City of Goodyear shall assume no liability for: 1) Any errors, omissions, or inaccuracies in the information provided regardless of how caused; and 2) any missing or incomplete agenda reports. [Certified Copies of legislative actions and back-up reports must be obtained from the City Clerk's Office by calling (623) 882-7830]; or 3) any decision made or action taken or not taken by reader in reliance upon any information for data furnished hereunder.

InSite User Guide

InSite User Guide

InSite is a website from which you can access and research legislative information. Your jurisdiction uses a software application called Legistar to help manage the legislative process. The information in Legistar is then published to InSite, which updates automatically. InSite is also referred to as the Legislative Portal.

>> **Expand/collapse the InSite User Guide**

Accessing and Navigating InSite	This section describes how to access and navigate InSite. It also explains when and how you would sign in to InSite.
The Legislation Tab	This section describes how to search legislation and work with your search results.
The Calendar Tab	This section describes the Calendar subtabs, how to search the calendar, and work with your search results.
The Primary Legislative Body Tab	This section describes how to search for information about your jurisdiction's primary legislative meeting body.
The Departments Tab	This section describes how to search departments and work with your search results.
The People Tab	This section describes how to search for information about anyone who has ever been listed on the Legislative Portal as a member of any legislative body.
The Recently Visited Tab	For users who sign in to InSite, this section describes legislation, departments, meetings, and people pages that the user has recently viewed.
The Information Tab	For users who sign in to InSite, this section describes how to update personal details.

Accessing and Navigating InSite

Accessing InSite

1. Enter <jurisdiction>.legistar.com into the address bar of your web browser, replacing <jurisdiction> with the name of your jurisdiction. For example, to access the Chicago Clerk's Legislative Portal, enter the URL chicago.legistar.com.
2. The row of tabs at the top of the Legislative Portal allows you to navigate through the different screens available in the Portal. The following figure shows the banner and tabs at the top of the screen:



Your jurisdiction can customize the names of these tabs, as well as hide them, so what you see in your Portal may not match the images or what is described below. However, the functionality of the tabs remains the same regardless of how they are labeled. Additionally, the Home, Legislation, and Calendar tabs will almost always be present.

Signing into InSite

It isn't necessary to sign into InSite to view information on the tabs shown above. However, signing in enables public users to see their recently visited records and their own profile and security information.

Your jurisdiction has the option of turning on additional features such as legislation and meeting [alerts](#), and ATS ([approval tracking](#)); if these are available, a user with the appropriate permissions will have access to them when they sign in. Additionally, users who are designated as administrators can change administration data such as the site header, system captions, etc.

Navigating InSite

Generally, the three leftmost tabs are your jurisdiction's homepage (see below), the [Legislation tab](#), and the [Calendar tab](#). These are followed by some combination of the following tabs:

- [Primary Legislative Body tab](#) (e.g., City Council tab)
- [Departments tab](#)
- [People tab](#)

The Home Tab

The leftmost tab is often either a welcome page or a link to the jurisdiction or primary legislative body's homepage.



Legislative Information Center

Welcome to the Chicago City Clerk's Legislative Information Center. This site provides quick and easy public access to City Council legislative documents and resources. This includes all City Council legislation with corresponding City Council meeting videos, a Legislative Search page with advanced search features, City Council Committee reports, and information about all 50 Aldermen.

Note: The jurisdiction's homepage is often located outside of InSite, so you may need to use your browser's back button or retype the link to return to the Legislative Portal.

>>Next: [The Legislation Tab](#)

The Legislation Tab

The Legislation tab allows you to search through all the details of past and current legislation produced by your jurisdiction.

[Home](#) | [Legislation](#) | [Calendar](#) | [City Council](#) | [Departments](#) | [People](#)

Search: This Month All Types
 file # text attachments other info [Advanced search >>>](#)

[Help](#)

File #	Type	Status	File Created	Final Action	Title
13-1455	Report Action Item	Action Item	10/3/2013		Approval of September 26, 2013 Minutes.
13-1452	Presentation	Action Item	10/3/2013		Director's Reports: City Clerk Fire Chief Police Chief
13-1447	Minutes	Action Item	10/3/2013		Minutes from September 24, 2013.
13-1445	Presentation	Action Item	10/3/2013		Inspections Division Permit Summary Report for September, 2013.
13-1444	Report Action Item	Action Item	10/3/2013		Proposed modifications to Municipal Code Section 16-10 Snow and Ice Removal.

Searching Legislation (Simple Search)

Note: You can also click Advanced Search. To learn about the differences between simple and advanced search, see [Simple and Advanced Search in InSite](#).

1. (Optional) Enter your search criteria (keywords) in the **Search** textbox.
2. Select a date range from the **Date Range** drop-down menu.
3. Select the type of legislation from the **Type** drop-down menu.
4. Select the appropriate **checkboxes** to search file #, text, attachments, or other info.

Note: The **other info** checkbox searches secondary fields related to the legislation, such as status, sponsor, or legislation type.

5. Click **Search Legislation**. The search results are displayed. The number of records matching your search criteria is displayed at the top of the screen. For each record, the file number, type, status, and title is displayed, as well as the date the file was created and the date of the final action on the file (if applicable).

Note: To clear the search criteria and start over, click the **Legislation** tab.

6. Work with your search results as follows:

To	Do This
Set the number of records displayed on the screen	Click Show , and select the number of records you want to display on the screen (10, 100, 500, 1000, 1000, or all records).
Sort the records displayed on the screen	Click a column heading and select the arrows to sort the records. For the File Created and Final Action columns, an upward arrow indicates the list is displayed in order of the oldest date, and a downward indicates the list is displayed in order of the most recent date. For the File #, Type, Status, and Title columns, an upward arrow indicates the list is displayed in alphabetical order, and a downward arrow indicates the list is displayed in reverse alphabetical order.
Group the records displayed on the screen	Click Group , and select the appropriate option. You can group the records by type, status, the date the file was created or the date the final action was taken on the file.
Export the records to Excel, PDF, or Word	Click Export , and select the appropriate option.
View details of a specific record	Click the appropriate link in the File # column. A new screen displays details of the file, including file text, attachments and history (actions taken in meetings and results of those actions). If there is history available for the file, you can click links to view action details, meeting details and video. See the figure below.

File #: **13-1119** Version: 1 Name:
 Type: Report Action Item Status: Held in Committee
 File created: 8/8/2013 In control: [Municipal Services Committee](#)
 On agenda: 10/8/2013 Final action:

R/B - Smith - Glendale Avenue from Ballard Road to Roemer Road be reconstructed with concrete pavement and curb and gutter to a width of 48' from back of curb to back of curb, which is 1' narrower than the existing street width. The newly reconstructed Glendale Avenue would include an 8' parking lane along the north side of the street, a 3' buffer area between the parking lane and bike lane, a 5' wide bike lane along the north side of the street, two 12.5' travel lanes, and a 6' wide bike lane along the south side of the street. Parking would be removed from the south side of Glendale Avenue within the proposed project limits. New Sidewalks would be constructed to the right-of-way line along both sides of Glendale Avenue within the project limits. Approved by a vote of Aye-2/Dannecker, Oswald; Nay-1/Martin. Amendment #1 at 9/4/13 Council: Strike "north" in all cases, replace with "south", and vice versa. This amendment will move the proposed parking lane from the north to the s...

Attachments: 1. [Glendale Ave drawings.pdf](#)

10 records Group Export

Date	Ver.	Action By	Action	Result	Action Details	Meeting Details	Video
9/10/2013	1		held		Action details	Meeting details	Video
9/10/2013	1	Municipal Services Committee	held	Pass	Action details	Meeting details	Video
9/4/2013	1		approved		Action details	Meeting details	Video
9/4/2013	1	Common Council	amended	Pass	Action details	Meeting details	Video
9/4/2013	1	Common Council	amended	Pass	Action details	Meeting details	Video
9/4/2013	1	Common Council	amended	Fail	Action details	Meeting details	Video
9/4/2013	1	Common Council	referred		Action details	Meeting details	Video
9/4/2013	1	Common Council	denied	Fail	Action details	Meeting details	Video
8/27/2013	1	Municipal Services Committee	recommended for approval	Pass	Action details	Meeting details	Video
8/13/2013	1	Municipal Services Committee	held	Pass	Action details	Meeting details	Video

Details of a Specific Record

>>Next: The Calendar Tab

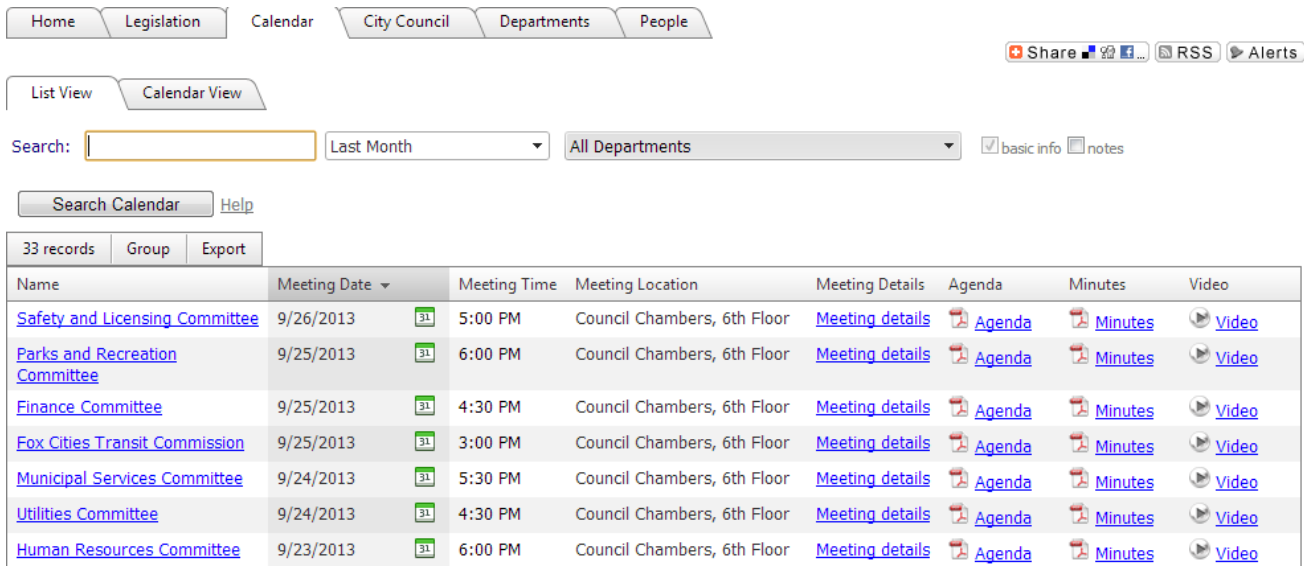
The Calendar Tab

The Calendar tab displays meetings in a specified date range for selected meeting bodies, using the criteria entered in the Search textbox.

The Calendar tab has two views: List View and Calendar View.

List View

List View displays the meetings in the specified date range in list form.



Home Legislation Calendar City Council Departments People

Share RSS Alerts

List View Calendar View

Search: Last Month All Departments basic info notes

Search Calendar Help

Name	Meeting Date	Meeting Time	Meeting Location	Meeting Details	Agenda	Minutes	Video
Safety and Licensing Committee	9/26/2013	5:00 PM	Council Chambers, 6th Floor	Meeting details	Agenda	Minutes	Video
Parks and Recreation Committee	9/25/2013	6:00 PM	Council Chambers, 6th Floor	Meeting details	Agenda	Minutes	Video
Finance Committee	9/25/2013	4:30 PM	Council Chambers, 6th Floor	Meeting details	Agenda	Minutes	Video
Fox Cities Transit Commission	9/25/2013	3:00 PM	Council Chambers, 6th Floor	Meeting details	Agenda	Minutes	Video
Municipal Services Committee	9/24/2013	5:30 PM	Council Chambers, 6th Floor	Meeting details	Agenda	Minutes	Video
Utilities Committee	9/24/2013	4:30 PM	Council Chambers, 6th Floor	Meeting details	Agenda	Minutes	Video
Human Resources Committee	9/23/2013	6:00 PM	Council Chambers, 6th Floor	Meeting details	Agenda	Minutes	Video

Calendar View

Calendar View displays the meetings in the specified date range in calendar form. If no criteria is entered in the Search textbox, it will return all meetings for the specified date range. You can view the calendar by day, week, month, or timeline (3-day periods, the default being the current date plus the next 2 days).

Home Legislation Calendar City Council Departments People

Share RSS Alerts

List View Calendar View

today Oct, 2013 Day Week Month Timeline

Mon	Tue	Wed	Thu	Fri
30	01 Oct	2	3	4
		Board of Health 7:00 AM Cancellation of meeting due to Lack of Quorum Finance Committee 6:15 PM Special Meeting Utilities Committee 6:30 PM Special Meeting Common Council 7:00 PM		
7	8	9	10	11
City Plan Commission 4:00 PM Community & Economic Development Committee 5:00 PM Human Resources Committee 6:00 PM THIS MEETING HAS BEEN CANCELLED	Utilities Committee 4:30 PM Municipal Services Committee 5:30 PM	Appleton Redevelopment Authority 10:00 AM THIS MEETING HAS BEEN CANCELLED Fox Cities Transit Commission 3:00 PM THIS MEETING HAS BEEN CANCELLED Finance Committee 4:30 PM Parks and Recreation Committee 6:00 PM	Safety and Licensing Committee 5:00 PM	

Searching the Calendar

- (Optional) Enter search criteria (keywords) in the **Search** textbox.
- Select a date range from the **Date Range** drop-down menu.
- Select a department from the **Departments** drop-down menu.
- Select the notes **checkbox** to include agenda and minutes (action) notes. The basic info checkbox is selected by default and includes the name, date, time, and location of the meetings, and comments associated with them.
- Click **Search Calendar**. The search results are displayed. The number of meetings matching your search criteria is displayed at the top of the screen. For each meeting, the meeting name, date, time, and location is displayed, as well as links to the meeting details, agenda, minutes, and video if these are available.
- Work with your search results as follows:

To

Sort the records displayed on the screen

Do This

Click **Group**, and select the appropriate option. You can sort the records by name, meeting date, and meeting location.

Note: You can also click a column heading and use the arrows to sort the meetings, e.g., click the Name column and sort the meetings alphabetically or in reverse alphabetical order.

Export the records to Excel, PDF, or Word

Click **Export**, and select the appropriate option.

View details of a department

Click the appropriate link in the **Name** column.

View meeting details

Click the appropriate link in the **Meeting Details** column, if it's available. A new screen displays details of the meeting. From this screen, you can click links to file details, action details and video. See the figure below.

Add a meeting from the InSite calendar to your Outlook calendar

Click the appropriate **Export Calendar** icon in the **Meeting Date** column. This icon displays next to the meeting date for every meeting in the List View and next to the meeting name and time in the Calendar view.

View the meeting agenda

Click the appropriate link in the **Agenda** column, if it's available.

View the meeting minutes

Click the appropriate link in the **Minutes** column, if it's available.

View the meeting video

Click the appropriate link in the **Video** column, if it's available.

View eComments associated with a meeting, if eComment is enabled

Click the appropriate link in the **eComment** column, if it's available. The eComment popup window displays any eComments submitted on the meeting's agenda items. To learn more about eComments, see [eComment Overview](#).

Details

Name: [Safety and Licensing Committee](#) Agenda status: Final
 Meeting date/time: 9/26/2013 5:00 PM Minutes status: Final-revised
 Meeting location: Council Chambers, 6th Floor
 Published agenda: [Agenda](#) Published minutes: [Minutes](#)
 Meeting video: [Video Edit](#)

Attachments:

Meeting Items (13)									
13 records	Group	Export	Show: Legislation only						
File #	Ver.	Agenda #	Name	Type	Title	Action	Result	Action Details	Video
13-1301	1			Report Action Item	Approval of minutes from previous meeting	approved	Pass	Action details	Video
13-1303	1			Report Action Item	Operator's License application of Rhonda S. Abitz, 119 E. Mitchell Avenue.	recommended for approval	Pass	Action details	Video
13-1304	1			Report Action Item	Operator's License application of Marsha L. Anthony, 532 N. Meade Street.	recommended for approval	Pass	Action details	Video
13-1353	1			Report Action Item	Operator's License application of Matthew J. Vanden Bloomer, 5535 W. Sandra Drive.	recommended for denial	Pass	Action details	Video

Meeting Details

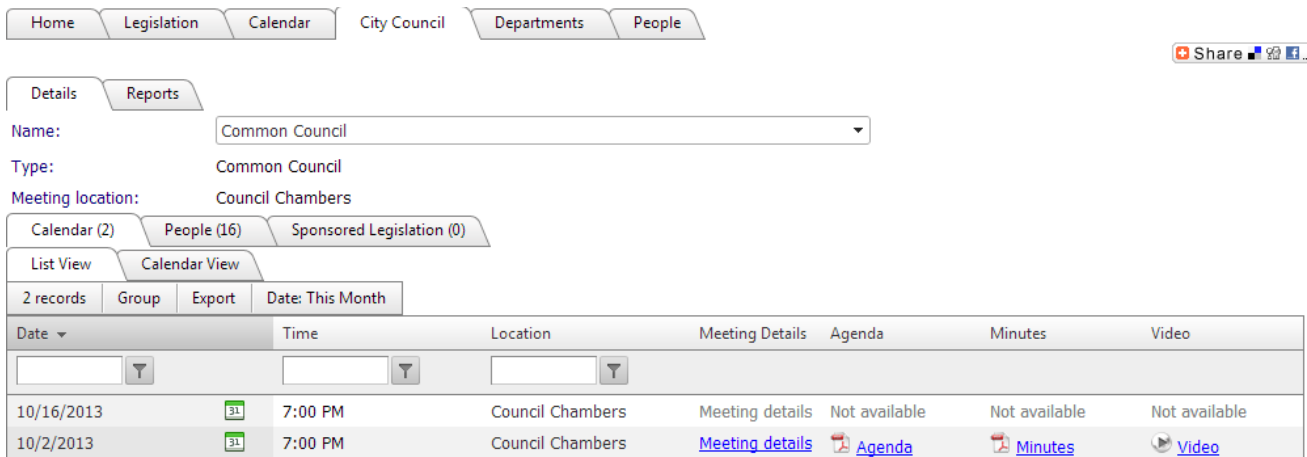
>>Next: [The Primary Legislative Body Tab](#)

The Primary Legislative Body Tab

The Primary Legislative Body tab is a direct link to information about your jurisdiction's primary legislative meeting body. This tab is usually labeled with the name of the primary legislative body, e.g., City Council. The tab contains three subtabs: Details, Description, and Reports.

The Details Subtab

This subtab displays the meeting body's name, type, and meeting location, and contains the Calendar (List View and Calendar View), People, and Sponsored Legislation subtabs.



The screenshot shows the interface for the Primary Legislative Body Details subtab. At the top, there are navigation tabs: Home, Legislation, Calendar, City Council (selected), Departments, and People. A 'Share' button is visible on the right. Below the navigation, there are subtabs: Details (selected) and Reports. The main content area displays the following information:

- Name:** Common Council
- Type:** Common Council
- Meeting location:** Council Chambers

Below this information, there are three subtabs: Calendar (2), People (16), and Sponsored Legislation (0). The Calendar subtab is active, showing 'List View' and 'Calendar View' options. The 'List View' is selected, displaying a table with 2 records. The table has columns for Date, Time, Location, Meeting Details, Agenda, Minutes, and Video. The data rows are as follows:

Date	Time	Location	Meeting Details	Agenda	Minutes	Video
10/16/2013	7:00 PM	Council Chambers	Meeting details	Not available	Not available	Not available
10/2/2013	7:00 PM	Council Chambers	Meeting details	Agenda	Minutes	Video

You can do the following on this screen:

To

Do This

View meetings associated with the primary legislative body on the calendar

Click the **Calendar** subtab.

View members of the primary legislative body

Click the **People** subtab.

View sponsored legislation associated with the primary legislative body

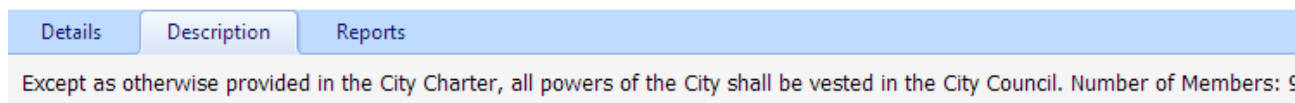
Click the **Sponsored Legislation** subtab.

Sort the records displayed on the screen	Click Group , and select the appropriate option. You can sort the records by meeting date or by meeting location. Note: You can also click a column heading and use the arrows to sort the departments, e.g., click the Date column and sort the meetings by most recent or least recent date.
Export the records to Excel, PDF, or Word	Click Export , and select the appropriate option.
Set the date range	Click Date , and select the appropriate date range, e.g., This Month, Last Month, This Week, This Year, etc.
Apply date, time or location filters	Enter a date, time or location in the text boxes beneath the appropriate column headings, click the Filter icon, and select the appropriate option, e.g., Equal to, Greater than, Less than.
Add a meeting from the InSite calendar to your Outlook calendar	Click the appropriate Export Calendar icon in the Meeting Date column. This icon displays next to the meeting date for every meeting in the List View and next to the meeting name and time in the Calendar view.
View the meeting agenda	Click the appropriate link in the Agenda column, if it's available.
View the meeting minutes	Click the appropriate link in the Minutes column, if it's available.
View the meeting video	Click the appropriate link in the Video column, if it's available.
View details of another department	Select a different Legislative Body from the Name drop-down menu to view

information about that Body. Note that this takes you to the [Departments tab](#).

The Description Subtab

This subtab contains a description of the selected legislative body.



The Reports Subtab

This subtab contains a list of uploaded reports associated with the selected legislative body. Click the appropriate link to view a report.



[Department Details](#)

[Department Details - Short](#)

[Departments and People](#)

[Departments and People - Vacancies](#)

>>Next: The Departments Tab

The Departments Tab

The Departments tab contains a list of all Legislative Bodies that have been entered into Legistar for your jurisdiction. You can also use this tab to track vacancies for publicly staffed boards or commissions.

Home
Legislation
Calendar
City Council
Departments
People

Share

Search
Reports

Type: -Select-

Search Departments
Help

22 records	Group	Export	View: Current	
Department Name ▲	Type	Meeting Location	Members	Vacancies
Appleton Redevelopment Authority	Committee, Board or Commission	Council Chambers, 6th Floor	1	
Board of Building Inspection	Committee, Board or Commission		1	
Board of Health	Committee, Board or Commission	Council Chambers, 6th Floor	5	
Board of Heating Examiners	Committee, Board or Commission			
Board of Public Works	Committee, Board or Commission	Council Chambers	11	

Note: This tab is often labeled **Committees** or **Boards and Commissions**.

Searching Departments

- (Optional) Enter search criteria (keywords) in the **Search** textbox.
- Select the type of legislative body from the **Type** drop-down menu. The list of types available is determined by the body types set up for your jurisdiction in Legistar Administration.
- Click **Search Departments**.
- Work with your search results as follows:

To

Sort the records displayed on the screen

Do This

Click **Group**, and select the appropriate option. You can sort the records by type, and by meeting location.

Note: You can also click a column heading and use the arrows to sort the departments, e.g., click the **Department Name** column and sort

the departments alphabetically or in reverse alphabetical order.

Export the records to Excel, PDF, or Word

Click **Export**, and select the appropriate option.

View active, inactive or all departments

Active (current) departments are displayed by default. Click **View** and select **Past** to display only inactive departments, or select **All** to display active and inactive departments.

View details of a department

Click the appropriate link in the **Department Name** column. The department details are similar to the details displayed on the [Primary Legislative Body](#) tab.

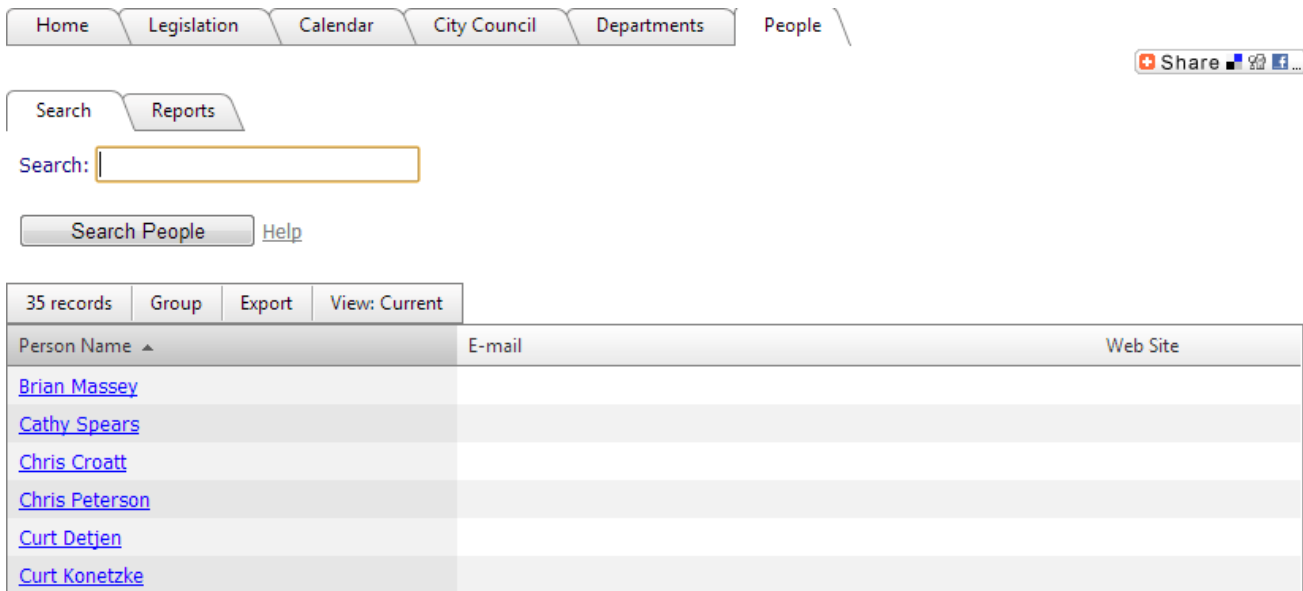
[>>Next: The People Tab](#)

The People Tab

The People tab contains information about anyone who has ever been listed on the Legislative Portal as a member of any legislative body. The tab contains two subtabs: Search and Reports.

The Search Subtab

This subtab is displayed by default when you access the People tab.



Home Legislation Calendar City Council Departments People \

Share

Search Reports

Search:

Search People Help

Person Name ▲	E-mail	Web Site
Brian Massey		
Cathy Spears		
Chris Croatt		
Chris Peterson		
Curt Detjen		
Curt Konetzke		

To search People:

1. (Optional) Enter search criteria in the **Search** textbox.
2. Click **Search People**.
3. Work with your search results as follows:

To

Sort the records displayed on the screen

Do This

Click **Group**, and select the appropriate option. You can sort the records by email or by website.

Note: You can also click a column heading and use the arrows to sort the

departments, e.g., click the Person Name column and sort the list of names alphabetically or in reverse alphabetical order.

Export the records to Excel, PDF, or Word

Click **Export**, and select the appropriate option.

View active, inactive or all people records

Active (current) person records are displayed by default. Click **View** and select **Past** to display only inactive person records, or select **All** to display active and inactive person records.

View details of a person

Click the appropriate link in the **Person Name** column. The details displayed include the person's first and last name, email, website, and additional notes entered about them, as well as a list of the departments of which they are a member, and their position, start and end date in those departments. If the person is associated with sponsored legislation, these details are displayed when you click the **Sponsored Legislation** subtab.

The Reports Subtab

The Reports subtab allows you to view membership in departments and department vacancies reports that your meeting body has uploaded to the Legislative Portal. Click the appropriate link to view a report.



[Departments and People](#)

[Departments and People - Vacancies](#)

>>Next: The Recently Visited Tab

The Recently Visited Tab

The Recently Visited tab is visible for users who sign in to InSite. It displays legislation, departments, meetings, and people pages that the user has recently viewed. Links are available if you need to view these pages again.

Home	Legislation	Calendar	City Council	Departments	People
Recently Visited	Information	Security	Alerts	Approval Tracking	

Legislation

File #	Type	Title
13-1431	Report Action Item	Minutes of 9/23/13
13-1441	Report Action Item	Award Appleton WWTP ACCU Replacement to August Winter & Sons, Inc. for a contract amount of \$62,150 ...

Calendar

Department Name	Meeting Date	Meeting Details
Appleton Redevelopment Authority	10/9/2013	Meeting details

People

Person Name
Jeffrey Jirschele

Departments

Department Name
Common Council
Utilities Committee

>>Next: The Information Tab

The Information Tab

The Information tab is visible for users who sign in to InSite. It displays the user's personal details such as username, email, first and last name, district, organization, and address. Users can add or edit information in any field aside from the User name field, and click **Save** to update these details.

Home	Legislation	Calendar	City Council	Departments	People
Recently Visited	Information	Security	Alerts	Approval Tracking	

Information

User name: KenSlattery

E-mail:

First name:

Last name:

District:

Organization:

Address 1:

Address 2:

City:

State/region:

Zip/postal code:

Country:

[>>Next: The Security Tab](#)

Simple and Advanced Search in InSite

Simple Search

You can use Simple Search to search the Legislation, Calendar, Departments, and People tabs.

Search Type	Description
Single Word Search	Entering a single word in the textbox returns results containing that word. For example, searching for <i>safety</i> returns any item containing the word <i>safety</i> .
Multiple Word Search	Entering multiple words in the textbox returns results containing all of the entered words. For example, searching for <i>public safety</i> returns any item containing both the words <i>public</i> and <i>safety</i> .
Multiple Word Search (With Quotes)	Entering multiple words enclosed in quotes in the textbox returns results containing the entered words in the exact order they are entered. For example, searching for <i>public safety</i> returns any item containing the phrase <i>public safety</i> , but not items with the phrase <i>safety of the public</i> .
Wildcard Search	Entering a series of letters followed by an asterisk(*) as a placeholder returns any words that begin with those letters. For example, searching for <i>safe*</i> returns items containing <i>safe</i> , <i>safety</i> , and <i>safest</i> , but not <i>vouchsafe</i> (because the wildcard is placed after the word <i>safe</i> , not before it).
OR Search	Entering two words separated by OR in the textbox returns any items containing either of the words, or both. For example, searching for <i>public OR safety</i> returns items containing <i>public</i> , <i>safety</i> , and <i>public safety</i> .
AND NOT Search	Entering two words separated by AND NOT in the textbox returns items containing the first word, as long as the second

is not present. For example, searching for *public AND NOT safety* returns items containing *public housing*, but not items containing *public safety*.

Advanced Search

Click the **Advanced Search** link on the Legislation tab to use advanced searching capabilities. Advanced Search provides many ways to increase the accuracy of search results by adding to the Simple Search functionality.

Note: Search results in Advanced Search are based on the result of all fields combined, so each additional field will narrow the search results further. All search results have to match all criteria.

The following table describes the search fields available in Advanced Search:

Field	Description
Number of results	Limits the number of results returned by the search to the number selected in the drop-down menu.
Date	Limits the date range of the search results to the period selected in the drop-down menu.
Legislative Files Information	This is a heading.
Legislative text	Searches the text of Legislative Files (minutes, agenda, etc.) for the criteria entered in the textbox. It does not search attachments.
Title	Searches the titles of Legislative Files for the criteria entered in the textbox.
File/Enactment/Document #	Limits the search results to those with the specified File, Enactment, or Document number.
Type	Limits the search results to files of the legislative file type selected in the drop-down menu.

Status	Limits the search results to those with the status selected in the drop-down menu.
File Created (Intro Date)	<p>These fields limit the search results to legislation created on (=), before (<), after (>), or between the entered dates.</p> <p>For example:</p> <ul style="list-style-type: none"> • Selecting the <i>on (=)</i> radio button and <i>12/1/2013</i> on the calendar returns any legislation introduced on December 1, 2013. • Selecting the <i>before (<)</i> radio button and <i>12/1/2013</i> on the calendar returns any legislation introduced before December 1, 2013. • Selecting the <i>after (>)</i> radio button and <i>12/1/2013</i> on the calendar returns any legislation introduced after December 1, 2013. • Selecting the <i>between</i> radio button, <i>11/1/2013</i> on the first calendar, and <i>12/1/2013</i> on the second calendar returns any legislation introduced between November 1, 2013 and December 1, 2013.
In Control	Limits the search results to those currently controlled by the specified Legislative Body.
On Agenda	<p>Limit the search results to legislation from an Agenda on (=), before (<), after (>), or between the entered dates.</p> <p>For example:</p> <ul style="list-style-type: none"> • Selecting the <i>on (=)</i> radio button and <i>12/1/2013</i> on the calendar returns any legislation from any Agenda dated December 1, 2013. • Selecting the <i>before (<)</i> radio button and <i>12/1/2013</i> on the calendar returns any legislation from any Agenda dated before December 1, 2013. • Selecting the <i>after (>)</i> radio button and <i>12/1/2013</i> on the calendar returns any legislation from any Agenda dated after December 1, 2013. • Selecting the <i>between</i> radio button, <i>11/1/2013</i> on the first calendar, and <i>12/1/2013</i> on the second calendar returns any legislation from any Agenda dated between November 1, 2013 and December 1, 2013.
Final Action (Passed Date)	Limit the search results to legislation with a final action on (=), before (<), after (>), or between the entered dates.

For example:

- Selecting the *on (=)* radio button and *12/1/2013* on the calendar returns any legislation passed on December 1, 2013.
- Selecting the *before (<)* radio button and *12/1/2013* on the calendar returns any legislation passed before December 1, 2013.
- Selecting the *after (>)* radio button and *12/1/2013* on the calendar returns any legislation passed after December 1, 2013.
- Selecting the *between* radio button, *11/1/2013* on the first calendar, and *12/1/2013* on the second calendar returns any legislation passed between November 1, 2013 and December 1, 2013.

Related Information

This is a heading.

Sponsor

Limits the search results to legislation sponsored by the person or Body specified in the drop-down menu.

Index

Limits the search results to legislation with the Matter Index specified in the drop-down menu. You can use this field to narrow your search to categories defined by your meeting body.

Code Section

Limits the search results to legislation affecting the Code Section specified in the drop-down menu.

Attachment

Searches Titles and Content of attachments for the criteria entered in the textbox.

History

This is a heading.

Action Date

Limit the search results to legislation with a final action on (=), before (<), after (>), or between the entered dates.

For example:

- Selecting the *on (=)* radio button and *12/1/2013* on the calendar returns any legislation passed on December 1, 2013.
- Selecting the *before (<)* radio button and *12/1/2013* on the calendar returns any legislation passed before December 1, 2013.
- Selecting the *after (>)* radio button and *12/1/2013* on the calendar returns any legislation passed after December 1, 2013.
- Selecting the *between* radio button, *11/1/2013* on the first calendar, and *12/1/2013* on the second calendar returns any legislation passed between November 1, 2013 and December 1, 2013.

Action by	Limits the search results to the legislative body specified in the drop-down menu.
Action	Limits the search results to the action specified in the drop-down menu.
Sent to	Limits the search results to the legislative body specified in the drop-down menu.
Agenda note	Searches agenda notes for the criteria entered in the textbox.
Minutes note	Searches minutes notes for the criteria entered in the textbox.